

Durabilt Industries, LLC

LANDSCRAPER, CTS, TS Parts Breakdown



1/21/15

FOR HYDRAULIC PARTS, DECALS
SEE PAGE 3
CUTTING BLADE PARTS
SEE PAGE 4

TONGUE
ATTACHMENT
HARDWARE
ON 10',12'
AND 14'
POSITIONS
16,17,18

FOR CTS, AXLE PARTS
SEE PAGE 4

HITCH PARTS
2,3,4

5

6,7

13

LANDSCRAPER

19

HUB PARTS
8 THRU 12

1

15

14

FOR CTS TONGUE, TS PARTS
SEE PAGE 5

POSITION	PART NUMBER	DESCRIPTION	QTY
1	300504	JACK	1
2	300460	HITCH CLEVIS 6', 8'	1
	407270 300688	CLEVIS HITCH (welded hitch clevis) CLEVIS HITCH (cast hitch clevis)	1
3	220044	BOLT	2
4	220098	NYLON LOCK NUT	2
5	300041	HYDRAULIC HOSE CLAMP	4
6	300485	CYLINDER PIN 1" X 3"	2
7	300577	WIRELOCK PIN	2
8	300227	HUB ASSEMBLY	2
9	300398	OUTER BEARING	2
	300426	OUTER BEARING RACE	2
10	300201	INNER BEARING	2
	300401	INNER BEARING RACE	
11	300453	DUST CAP	2
12	300137	GREASE SEAL	2
13	300560	TIRE AND WHEEL ASSEMBLY 7.60 X 15	2
	300559	TIRE AND WHEEL ASSEMBLY 11L X 15	2
14	220086	LUG NUT	12
15	300385	GREASE FITTING	2
16	220016	BOLT 1-1/4" X 9"	2
17	220167 220155	LOCK WASHER 1-1/4" FLAT WASHER 1-1/4"	2 4
18	220068	NUT 1-1/4"	2
19	422050	TONGUE ASSEMBLY (10', 12', 14' STANDARD)	1

HYDRAULIC PARTS LIFT CYLINDER LS, CTS


PART NUMBER	DESCRIPTION	QTY
250012	HYDRAULIC HOSE 3/8" X 144" (6' & 8')	1
250011	HYDRAULIC HOSE 3/8" X 132" (6' & 8')	1
250034	HYDRAULIC HOSE 3/8" X 180" (10',12',14')	1
250035	HYDRAULIC HOSE 3/8" X 192" (10',12',14')	1
250085	ELBOW 90° 1/2" X 90°	2
250026	HYDRAULIC CYLINDER 3" X 8"	2
250008	HYDRAULIC CYLINDER SEAL KIT	
250007	MALE COUPLER (PIONEER)	2

DECALS

PART NUMBER	DESCRIPTION	QTY
260011	LABEL: GREASE DAILY	2
260003	LABEL: CAUTION USE 3" X 8" CYLINDER	2
260012	LABEL: LANDSCRAPER	2
260024	LABEL: MADE IN THE USA	2
260007	LABEL: DURABILT – RED LARGE	1

CTS AXLE & TILT CYL HYD PARTS

POSITION	PART NUMBER	DESCRIPTION	QTY
1	422122	AXLE ASSEMBLY 8',10',12'	1
2	220016	AXLE BOLT	1
3	220155	AXLE BOLT WASHER	1
4	220095	AXLE BOLT NUT	1
5	422115	AXLE PIVOT ASSEMBLY	1
6	423012	AXLE PIVOT BEARING BLOCK	2
7	220039	AXLE PIVOT BEARING RETAINING BOLT	8
8	220072	AXLE PIVOT BEARING RETAINING NUT	8
9	220173	AXLE PIVOT BEARING RETAINING LOCK WASHER	
10	300650	AXLE TILT TRANSPORT LOCK PIN	1
11	422181	AXLE LIFT TRANSPORT LOCK	1
12	300577	AXLE LIFT TRANSPORT LOCK RETAINING CLIP	1
13	250015	HYDRAULIC CYLINDER 3" X 6"	1
	250008	HYDRAULIC CYLINDER SEAL KIT	
14	250085	HYDRAULIC ELBO ½" NPT	2
15	250035	HYDRAULIC HOSE CTS 8' 192"	2
	250049	HYDRAULIC HOSE CTS 10', 12' 216"	2
NOT SHOWN	250007	HYDRAULIC QUICK COUPLER MALE ½" NPT	2

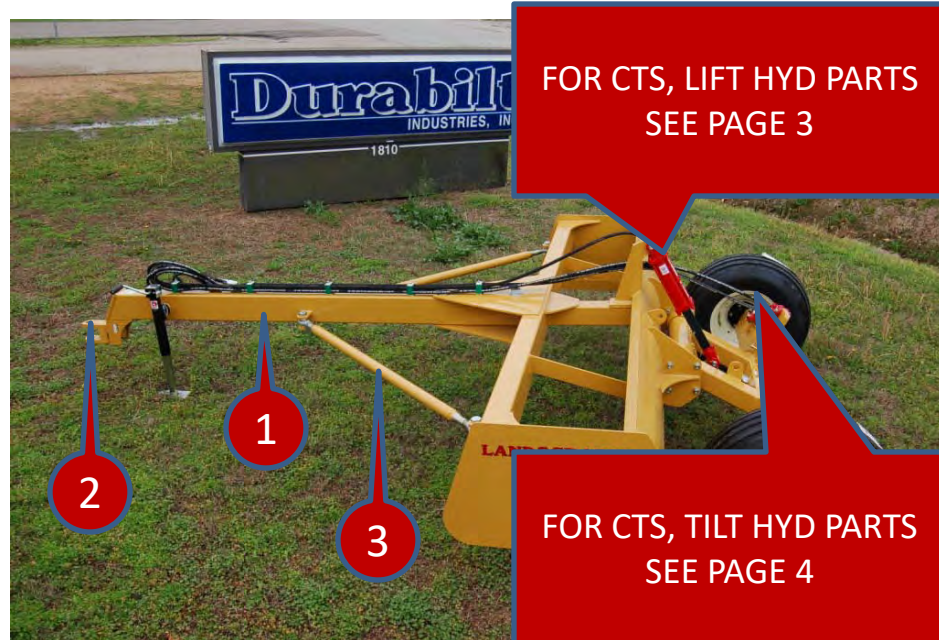


CUTTING BLADES

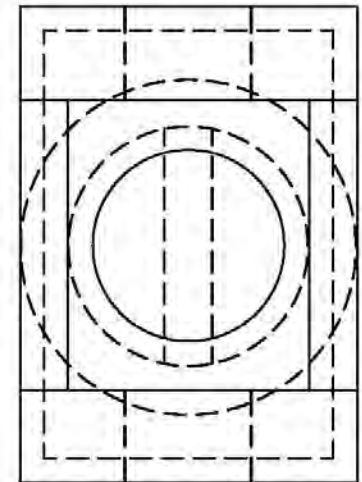
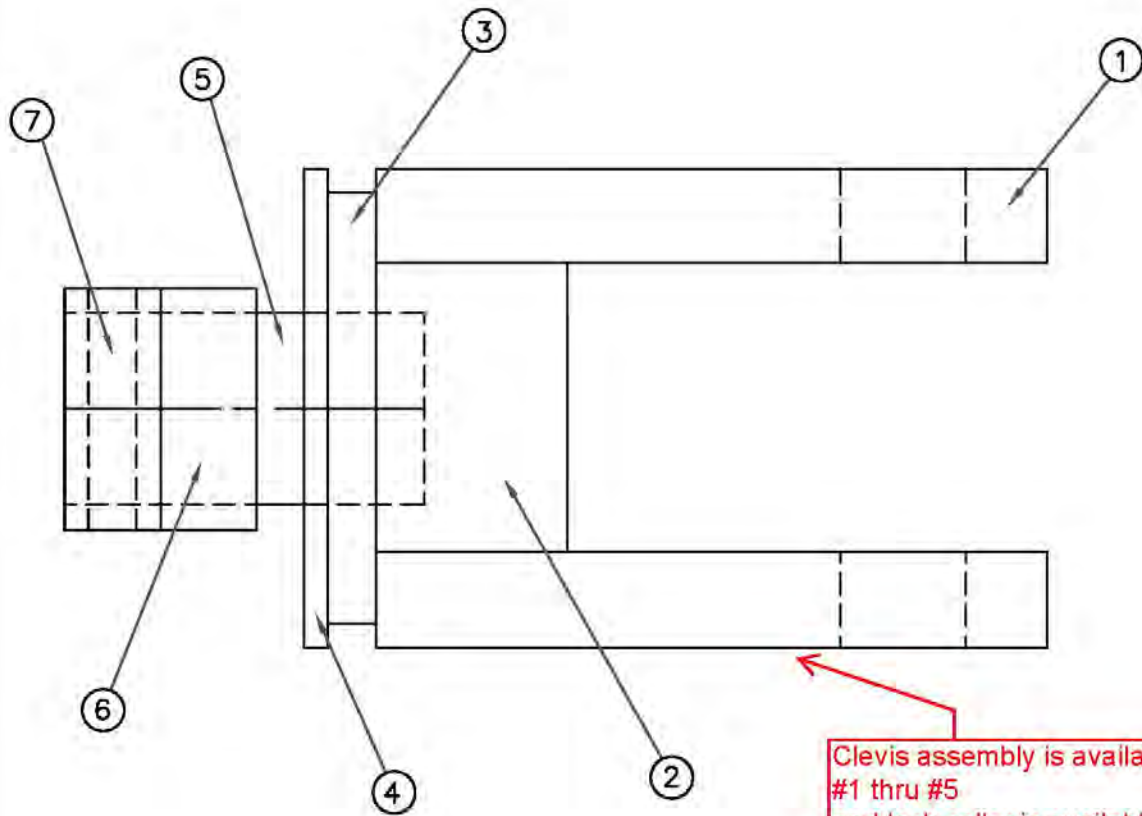
PART NUMBER	DESCRIPTION	QTY
300379	6' LANDSCRAPER	1
300381	8' LANDSCRAPER	1
300430	10' LANDSCRAPER	2
300379	12' LANDSCRAPER	2
300380	14' LANDSCRAPER	2
220047	5/8" PLOW BOLT	
220072	5/8" NUT	
220173	5/8" LOCK WASHER	



POSITION	PART NUMBER	DESCRIPTION	QTY
1	421205	TONGUE 8' TILT SCRAPER LESS HITCH	1
	422180	TONGUE 10' TILT SCRAPER LESS HITCH	1
2	421194	SWIVEL HITCH ASSEMBLY 8'	1
	411037	SWIVEL HITCH ASSEMBLY 10', 12'	1
3	412012	TONGUE BRACE	2
	220028	TONGUE BRACE BOLT	4
	220065	TONGUE BRACE NUT	4
	220162	TONGUE BRACE LOCK WASHER	4
4	421191	AXLE ASSEMBLY LH	1
	421192	AXLE ASSEMBLY RH	1
5	250049	HYDRAULIC HOSE 216"	2
6	250025	HYDRAULIC HOSE 228"	2
7	250026	HYDRAULIC CYLINDER 3" X 8"	2



POSITION	PART NUMBER	DESCRIPTION	QTY
1	421205	TONGUE 8' TILT SCRAPER LESS HITCH	1
	422180	TONGUE 10' TILT SCRAPER LESS HITCH	1
2	421194	SWIVEL HITCH ASSEMBLY 8'	1
	421137	SWIVEL HITCH ASSEMBLY 10', 12'	1
3	412012	TONGUE BRACE	2
	220028	TONGUE BRACE BOLT	4
	220065	TONGUE BRACE NUT	4
	220165	TONGUE BRACE LOCK WASHER	4



Clevis assembly is available #1 thru #5 and lock collar is available #7 the lock collar is held on with a 1/2" x 3" standard bolt.

POS	NUMBER	QTY	ITEM NAME
7	411044	1	PIVOT PIN LOCK DOM
6	411043	1	PIVOT PIN MOUNT DOM
5	411042	1	PIVOT PIN
4	411041	1	SPACER WASHER
3	411040	1	BACK PLATE
2	411039	2	CLEVIS SPACER
1	411038	2	CLEVIS

UNLESS OTHERWISE SPECIFIED DIMENSIONS ARE IN INCHES TOLERANCES			DURABILT IND INC POCAHONTAS AR	
DECIMALS .XX ±.010 .XXX ±.005 .XXXX ±.0005			ANGULAR ± 1/2° FRACTIONS ± 1/8"	
DRAWN BPOE	DATE 4-28-00	TITLE PASTURE PUNCH & SMOOTH ROLLER		
CHECK	DATE	PART 411037 HITCH ASSEMBLY		
MATERIAL AS SHOWN		PART # 411037	# REQ'D 1	